

Low Noise Rubidium Oscillator Module

Features

- Sine wave or CMOS/TTL output
- Short term stability 2×10^{-12} at 100sec
- Accuracy 5×10^{-11}
- Phase noise -115dBc at 1Hz
- Phase-locks to external 1PPS
- 1 μ sec. holdover per 24hrs
- Compatible with 50 Ω or 75 Ω load



Description

The E10-LN Low Noise Rubidium Oscillator Module is a sub miniature atomic clock combined with active noise filter technology. This rubidium oscillator has 100x less drift than OCXO's. With short term stability of $2 \times 10^{-12}/s$ @ 100s this rubidium oscillator provides significant improvement in performance over other rubidium components.

Applications

- 4G, 5G & NTP Time Reference
- Extended holdover for CDMA, WiMAX and LTE base stations
- Higher stability and low phase noise communication and surveillance applications
- Compact designs and portable and mobile applications
- Production Test Reference for instrumentation
- Microwave Test Bench or Test solution

Related products

- **E10-Y** : Low Noise Desktop & Bench top Frequency reference 4 or 8 outputs
- **E10-P** : Desktop & Bench top Frequency reference 1 to 4 outputs
- **A1000**: 1U 19" rack mount up to 12 output, frequencies 1 to 100MHz
- **A10-M**: 2U 19" rack mount up to 24 output, frequencies 1 to 100MHz

E10-LN Specification

Outputs *See options*

10MHz	+8dBm (± 2 dBm) into 50 Ohms, 0.5V _{rms} (Specify for 75Ω load)
Connector	SMA

Frequency Stability *Allan Deviation*

Frequency	Options A	Options B
	10MHz	10MHz
$\tau = 1s$	$\leq 2 \times 10^{-12}$	$\leq 7 \times 10^{-13}$
$\tau = 10s$	$\leq 5 \times 10^{-12}$	$\leq 3 \times 10^{-12}$
$\tau = 100s$	$\leq 6 \times 10^{-12}$	$\leq 2 \times 10^{-12}$
$\tau = 1000s$	$\leq 4 \times 10^{-12}$	$\leq 1 \times 10^{-12}$

Phase Noise (SSB)

Frequency	Options 1	Options 2	Options 3
	10MHz	10MHz	10MHz
1Hz	-110 dBc	-113 dBc	-115 dBc
10Hz	-135 dBc	-138 dBc	-140 dBc
100Hz	-145 dBc	-152 dBc	-154 dBc
1 kHz	-155 dBc	-155 dBc	-155 dBc
10KHz	-158 dBc	-158 dBc	-160 dBc

Harmonics

	<-30dBc	Option C <-45dBc
--	---------	---------------------

Spurious

100 KHz BW	<-100dBc	<-100dBc
------------	----------	----------

Aging (After 30 days)

Frequency	10MHz	Option D
<i>Per day</i>	5×10^{-12}	3×10^{-12}
<i>Per Month</i>	5×10^{-11}	3×10^{-11}
<i>Per Year</i>	5×10^{-10}	3×10^{-10}

Frequency accuracy

Accuracy at shipping 5×10^{-11}

Frequency retrace

After 1 hours of continues operation 3×10^{-11}

Frequency Adjustment

Mechanical	$\pm 2 \times 10^{-9}$	Option H
Electrical	$\pm 5 \times 10^{-9}$	Control voltage 0 to +5V

Warm up time

8 minutes, time to lock
7 minutes to 5×10^{-10} at room temperature 25°C

Included with shipment: Calibration certificate, Certificate of Conformance, product test sheet and 24 month warranty.

Environmental

<i>Temperature :</i>	Operating	-40°C +70°C
	Storage	-40°C +90°C
<i>Temp stability :</i>	Standard	-20°C +65°C <0.3x10 ⁻⁹
	Option E	-40°C +65°C <0.5x10 ⁻⁹
	Option F	-20°C +70°C <0.3x10 ⁻⁹
	Option G	-40°C +70°C <0.5x10 ⁻⁹

Relative humidity : 94% non-condensing

Magnetic Field sensitivity : 5×10^{-12} Gauss

Atmospheric pressure : 1×10^{-13} Per mbar

Approximate MTBF : 100,000 Hrs, Stationary

Dimensions without cover 101 x 60.5 x 34mm LWH

Dimensions with cover 101 x 60.5 x 37mm LWH

Power supply

DC power: +12 to +15V

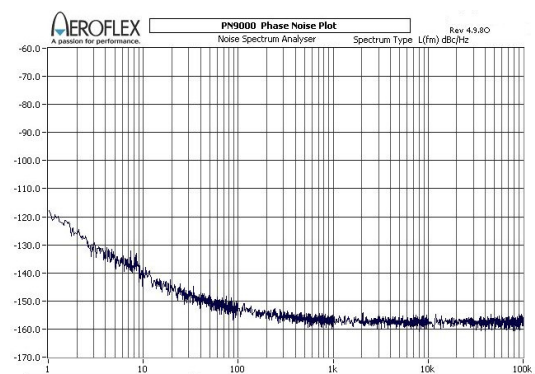
Power consumption: 22W Max at start (25°C)
6W at steady state

Data output & monitoring

RS232, 9600 baud rate

Built-in options

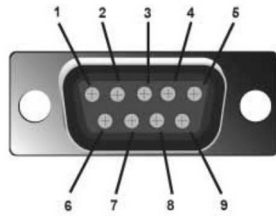
- Option 05:** TTL Output or CMOS
- Option 18:** Extended warranty to 3 years
- Option 42:** Low noise floor -170dBc at 10KHz
- Option 75:** Add internal battery, up to 4 hours of battery life.
[See E10-Y](#)



E10-LN Phase Noise at 10MHz

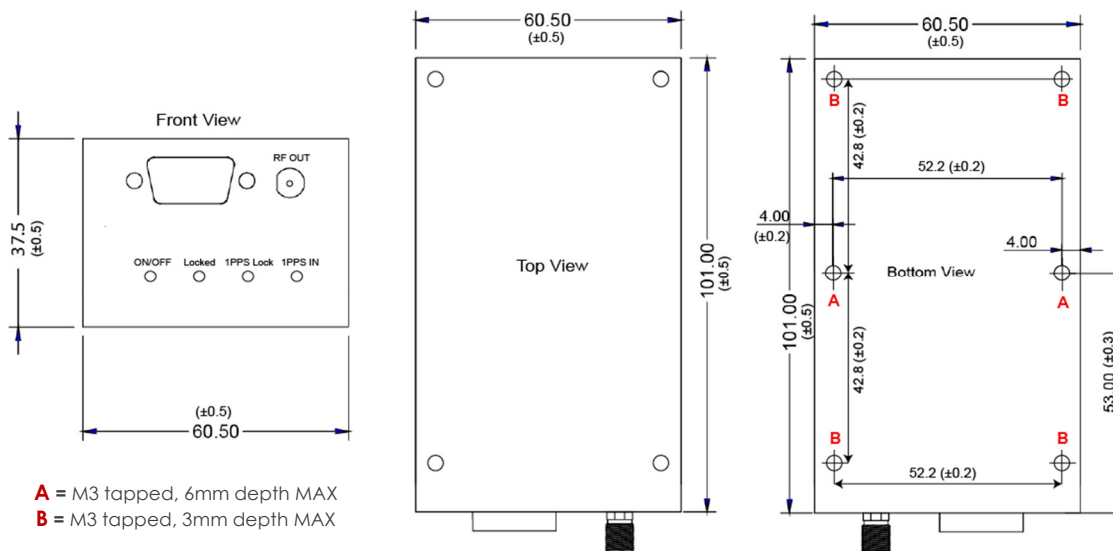
Contact us to configure this product to meet your requirement.
Designed and manufactured in the U.K.

Pin Connections



Pin No.	Function	Description
1	10MHz Lock Status	OFF: locked, ON: not locked
2	RXD (PLL)	Serial data receive
3	TXD (PLL)	Serial data transmit
4	Power Supply	Input power supply between +12V
5	GND	Ground
6	1PPS Lock status	1PPS DPLL OFF: locked, ON: not locked
7	1PPS Output	1PPS Output
8	GND	Ground
9	1PPS Input	Phase lock to external 1PPS input

Outline Drawing / Enclosure



The Quartzlock logo is a registered trademark.
 Quartzlock continuous improvement policy: spec subject to change without notice and not part of any contract.
 Copyright © 2020. Issue 20.01

